

**SPECIAL OLYMPIC BHARAT
J-47, LOWER GROUND FLOOR, LAJPAT NAGAR- III
NEW DELHI**

BALANCE SHEET AS AT 31.03.2015

	SCHEDULE	AMOUNT (Rs) 31.03.2015	AMOUNT (Rs) 31.03.2014
CORPUS FUND	1	22,855,455.90	2,689,650.61
EARMARKED FOREIGN CONTRIBUTIONS	2	50,789,836.68	56,777,275.21
LOAN FROM BANK		-	8,564,333.00
CURRENT LIABILITIES & PROVISIONS	3	234,827.00	930,078.00
TOTAL		<u>73,880,119.58</u>	<u>68,961,336.82</u>
FIXED ASSETS	4	9,121,107.00	9,640,989.00
INVESTMENTS	5	25,218,515.00	29,067,580.00
CURRENT ASSETS, LOANS & ADVANCES			
CURRENT ASSETS			
CASH & BANK BALANCES	6	30,848,053.58	25,269,984.82
OTHER CURRENT ASSETS	7	8,596,914.00	4,887,253.00
SECURITY DEPOSITS	8	95,530.00	95,530.00
TOTAL		<u>73,880,119.58</u>	<u>68,961,336.82</u>
Notes on accounts	9		

As per our report of even date attached
For Kumar Arora & Associates
Chartered Accountants
FRN 009936N

(Virender K Arora)
Partner
M.No. 088233

Place: New Delhi
Date : 30.09.2015



For Special Olympics Bharat

Cdr Kartikay Saini
Trustee Chairman

Air Marshal Denzil Keelor
Trustee CEO

Air Cdr de.Lalit K. Sharma
Director (Finance)

SPECIAL OLYMPIC BHARAT
J-47, LOWER GROUND FLOOR, LAJPAT NAGAR- III
NEW DELHI

INCOME & EXPENDITURE FOR THE YEAR ENDED 31ST MARCH 2015

PARTICULARS	AMOUNT (Rs) 31.03.2015	AMOUNT (Rs) 31.03.2014
INCOMES		
Domestic		
Receipt from Central and State Govt.	21,327,850.00	49,790,391.00
Receipt from Voluntary Contribution	1,340,164.00	3,206,810.00
Receipt from Voluntary Contribution (States)	75,650.00	1,821,500.00
Bank Interest Saving and FDR Interest	599,622.00	773,760.00
Bank Interest and FDR Interest (States)	904,272.00	681,859.00
Cont. for Regional Games Australia	-	35,326,570.00
Cont. from States	-	648,721.00
Other Income (LNUPE Gwalior)	-	487,642.00
Contribution From SAI	37,474,561.00	9,902,755.00
Cont. For World Summer Games (LA)	1,847,000.00	-
Income from Mututal Funds	7,216,893.88	-
Cont. for WWE for National Championship Athletics	399,971.91	-
Cont. from ASOP Delhi	-	201,427.49
Cont. from Tata Trust	4,586,473.00	4,726,933.00
Short & Excess	1,564.92	1,332.74
Other interest	83,287.00	14,643.00
Closing Stock	1,446,353.00	549,638.00
	77,303,662.71	108,133,982.23
Foreign		
Foreign Grant (For SGP & National Office Exp.)	8,317,477.44	24,610,129.63
Foreign Grant (Project Unify Grant)	1,510,064.94	4,256,328.46
Foreign Grant (For other various Programs)	16,819,855.20	5,962,317.07
Bank Interest (FCRA A/c)	200,850.00	226,023.00
	26,848,247.58	35,054,798.16
TOTAL	104,151,910.29	143,188,780.39
EXPENDITURE		
Domestic		
Opening Stock	549,638.00	788,038.00
Computer Running & Maintenance	73,101.00	89,442.00
Depreciation	811,776.00	848,275.00
Bank Charges	28,978.16	12,942.11
Diwali Expenses	75,383.00	65,477.00
Meeting & Programmes	876,442.32	378,907.00
Hospitality	82,401.00	87,141.00
Prizes Awards & Momentos	260,187.00	229,243.50
Internet Expenses	77,598.00	62,304.00
Legal & Professional Charges	137,020.00	248,578.00
National Coaching Camps	22,171,884.49	26,933,151.00
National Championship Programs	658,688.00	565,035.42
District Games	4,383,506.37	16,974,091.09
Coaches Camp	4,082,015.40	8,192,809.30
Website Maintenance	71,068.00	323,035.00
Insurance	326,206.00	338,059.00
Accreditation Fees	95,959.06	10,024.50
State Games	6,715,892.02	5,883,294.00
Sports Equipment Expenses	-	4,500.00
Advertisement	27,163.00	6,500.00
Regional Games Australia 2013	113,055.00	42,692,768.03
Assistant Coaches Training Program	2,592,942.60	2,620,630.11
Medical Expenses	36,582.00	4,645.00
Carriage charges	18,960.00	11,700.00
Donation	230,250.00	38,100.00
LNUPE Program (Gwalior)	-	497,524.00
British Council Program delhi	-	66,944.00
Airtel Delhi Half Marathon	39,000.00	27,500.00
Training Program National office	-	30,272.50
Young athlete program rajasthan	-	28,125.00
National Games	2,646,675.00	2,500,870.00
World Winter Games 2012-13	-	149,566.00
Call Centre Expenses	-	117,721.00
Regional Games Jaipur	1,809,053.00	-
Interest on TDS	21,142.00	600.00



↓

↓

Bank Interest	87,849.00		64,333.00
State Programs	514,665.00		3,924,117.00
Manual & Certificate for MYAS	137,433.00		3,036,914.00
GMS	574,941.00		408,610.00
Misc. Expenses	-		928.00
Tata Project	3,555,596.00		2,505,815.00
PG Diploma Course fees	462,375.00		429,267.00
FIFA Unified Cup Bangkok	-		666,486.00
SOAP Conference Indonesia	532,764.00		-
Suneedhi Program	291,250.00		-
TCS World 10K Marathon Bangalore	37,980.00		-
Unified Cricket Tournament	658,850.00		-
Unified Sport Festival 2015	142,000.00		-
World Summer Games 2015	77,992.00		-
AMC Charges	75,596.00		-
World Summer Games 2011	976,000.00	57,137,857.42	121,864,282.56

Earmarked

Strategic Growth Plan (States)	3,811,317.11		3,199,657.05
Area Director Meeting Expenses	1,232,990.00		290,239.00
Office Rent	424,500.00		389,600.00
Office Running & Maintenance	348,079.00		392,482.00
Printing & Stationery	267,014.00		87,529.00
Salaries	8,072,014.00		7,586,844.00
Telephone Expenses	155,912.00		150,287.00
Postage & Courier	365,044.00		1,228,314.00
Conveyance	422,810.00		169,275.00
Audit Fees	191,012.00		191,012.00
Healthy Athlete Programs	2,880,843.60		2,092,491.00
Metal Grant Programs	556,312.00		250,554.00
Stipend ro Program Managers (States)	4,761,890.00		4,014,745.00
Water & Electricity Expenses	178,980.00		179,963.00
Project Unify	189,118.00		10,450.00
SOAP Conference	301,239.00		17,140.00
ASOP Program	-		24,886.00
GMS Bangkok	-		232,731.00
Photocopier Expenses	131,774.00		117,739.00
Austrian Football camp Goa	-		457,331.00
EKS Program	-		5,400.00
ESPN Program	2,345,780.00		126,774.00
Tottenham Program	1,969,786.00		-
King Samuel Program	-		468,471.00
Professional Charges	228,316.00		176,675.00
Travelling Expenses	839,192.00		2,553,715.00
SOI Reimbursements	1,010,445.90		186,157.32
Vehicle Running & Maintenance	195,423.00		138,661.00
Lions Meeting	182,769.50		-
Leadership Program	1,773,125.00		-
Family Forum Program North east		32,835,686.11	24,739,122.37
TOTAL		89,973,543.53	146,603,404.93
Excess/(Deficit) of Income over Expenditure (Domestic)		20,165,805.29	(13,730,300.33)
Excess/(Deficit) of Income over Expenditure (Foreign)		(5,987,438.53)	(1,290,968.66)
Excess of Income Over Expenditure (Gross)		14,178,366.76	(3,414,624.54)
TOTAL		104,151,910.29	143,188,780.39


As per our report of even date attached
For Kumar Arora & Associates
Chartered Accountants
FRN 009936N


(Virender K Arora)
Partner
M.No. 088233




Place: New Delhi
Date : 30.09.2015

For Special Olympics Bharat


Cdr Kartikay Saini
Trustee Chairman


Air Marshal Denzil Keelor
Trustee CEO


Air Cdr Lalit K. Sharma
Director (Finance)

SPECIAL OLYMPIC BHARAT
J-47, LOWER GROUND FLOOR, LAJPAT NAGAR- III
NEW DELHI

SCHEDULES FORMING PART OF THE BALANCE SHEET AS AT 31ST MARCH 2015

SCHEDULE - 1

CORPUS FUND	AMOUNT (Rs) 31.03.2015	AMOUNT (Rs) 31.03.2014
Opening Balance	2,689,650.61	16,419,950.94
Add: Excess of Income over Expenditure	20,165,805.29	(13,730,300.33)
	<u><u>22,855,455.90</u></u>	<u><u>2,689,650.61</u></u>

SCHEDULE - 2

EARMARKED FOREIGN GRANTS
FROM SOI

Opening Balance	56,777,275.21	46,461,599.42
Add: Excess of Income over expenditure	(5,987,438.53)	10,315,675.79
	<u><u>50,789,836.68</u></u>	<u><u>56,777,275.21</u></u>



SPECIAL OLYMPIC BHARAT
J-47, BASEMENT, LAJPAT NAGAR, PHASE III,
NEW DELHI

SCHEDULES FORMING PART OF THE BALANCE SHEET AS AT 31ST MARCH 2015

SCHEDULE - 3

CURRENT LIABILITIES

	AMOUNT (Rs) 31.03.2015	AMOUNT (Rs) 31.03.2014
Audit Fees Payable	191,012.00	171,911.00
TDS Payable	-	49,025.00
Salary & Stipend Payable	-	566,569.00
Other payables	-	500.00
SOB Jharkhand	-	142,073.00
SOB Rajasthan	43,815.00	-
	<u>234,827.00</u>	<u>930,078.00</u>

SCHEDULE - 5

INVESTMENTS

FDR'S



National office	703,339.00	10,679,704.00
States	4,515,176.00	3,387,876.00

MUTUAL FUNDS

UTI Dual advantage fixed term fund series 1	10,000,000.00	
UTI Equity tax saving plan	10,000,000.00	
Axis Capital protection series 1		5,000,000.00
Axis Capital protection series 2		2,500,000.00
Axis Capital protection series 3		2,500,000.00
Axis hybrid fund series 2		5,000,000.00
	<u>25,218,515.00</u>	<u>29,067,580.00</u>



C

**SPECIAL OLYMPIC BHARAT
J-47, LOWER GROUND FLOOR, LAJPAT NAGAR- III
NEW DELHI**

SCHEDULE - 4

DETAILS OF FIXED ASSETS AS ON 31ST MARCH 2015

S.No.	PARTICULARS	WDV AS ON 01.04.2014	Additions		Sales	Total	Depriciation	WDV As on 31.03.2015
			Upto 30.9.14	After 30.09.14				
1	Airconditioner	182,237.00	-	-	-	182,237.00	27,336.00	154,901.00
2	Computer	161,288.00	34,300.00	93,750.00		289,338.00	145,478.00	143,860.00
3	Office Building	4,361,900.00				4,361,900.00	-	4,361,900.00
4	Digital Camera	103,626.00				103,626.00	15,544.00	88,082.00
5	Furniture & Fixtures	2,321,290.00				2,321,290.00	232,129.00	2,089,161.00
6	Mobile Phone	119,203.00	42,500.00	31,190.00		192,893.00	23,407.00	169,486.00
7	Motor Cycle	121,701.00	-	58,096.00		179,797.00	37,062.00	142,735.00
8	Office Equipment	10,254.00				10,254.00	1,538.00	8,716.00
	Photocopier	153,361.00				153,361.00	23,004.00	130,357.00
10	Telephone	3,401.00				3,401.00	510.00	2,891.00
11	EPBX System	9,967.00	28,833.00			38,800.00	5,820.00	32,980.00
12	Invertor	18,483.00				18,483.00	2,772.00	15,711.00
13	Water Dispense	2,059.00				2,059.00	309.00	1,750.00
14	Television	16,224.00				16,224.00	2,434.00	13,790.00
15	Fax Machine	10,007.00				10,007.00	1,501.00	8,506.00
16	Fire Equipments	3,915.00				3,915.00	587.00	3,328.00
17	Car	1,181,870.00				1,181,870.00	177,281.00	1,004,589.00
18	Lamination Machine	11,056.00				11,056.00	1,658.00	9,398.00
19	Projector	35,647.00	20,225.00	-		55,872.00	8,381.00	47,491.00
20	R.O. System	13,005.00				13,005.00	1,951.00	11,054.00
21	Attendance Machine	5,695.00				5,695.00	854.00	4,841.00
22	Cooking Gas	7,332.00				7,332.00	1,100.00	6,232.00
23	Foot Scanner	787,468.00				787,468.00	118,120.00	669,348.00
		9,640,989.00	125,858.00	183,036.00	-	9,069,455.00	828,776.00	9,121,107.00

As per our report of even date attached
For Kumar Arora & Associates
Chartered Accountants
FRN 009936N

(Virender K Arora)
Partner
M.No. 088233

Place: New Delhi
Date : 30.09.2015



For Special Olympics Bharat

Cdr Kartikay Saini
Trustee Chairman

Air Marshal Denzil Keelor
Trustee CEO

Air Cdr Lalit K. Sharma
Director (Finance)

**SPECIAL OLYMPIC BHARAT
J-47, BASEMENT, LAJPAT NAGAR, PHASE III,
NEW DELHI**

SCHEDULES FORMING PART OF THE BALANCE SHEET AS AT 31ST MARCH 2015

SCHEDULE - 6

CASH AND BANK BALANCES

Cash in Hand	6,496.00	18,538.00
UTI Bank FCRA A/c No. 99165	2,538,655.63	1,901,836.17
UTI Bank A/c No. 13402	14,729,751.06	3,369,103.17
SBI Tata Trust	3,288,059.00	2,366,827.00
Bank A/cs (States)	10,285,091.89	17,613,680.48
	<u>30,848,053.58</u>	<u>25,269,984.82</u>

SCHEDULE - 7

OTHER CURRENT ASSETS

Staff Advances (As per List Attached)	1,600,541.00	400,084.00
State Advances (As Per List Attached)	3,108,478.00	2,715,509.00
Income Tax Refund Receivable	588,827.00	588,827.00
Closing Stock	1,446,353.00	549,638.00
T.D.S.	135,013.00	79,195.00
Amba	500,000.00	500,000.00
Other Advances Recoverable	1,217,702.00	54,000.00
	<u>8,596,914.00</u>	<u>4,887,253.00</u>

SCHEDULE - 8

SECURITY DEPOSITS

Security Deposit (Office)	51,000.00	51,000.00
Security Deposit (Furniture)	24,000.00	24,000.00
Other Deposits	10,530.00	10,530.00
Security (Godown)	10,000.00	10,000.00
	<u>95,530.00</u>	<u>95,530.00</u>



✓

192